



November 18, 2025



**Fiscal Year Comparison
Through November 1, 2025**

Draw

Game		FY 25		FY 26	Variance	% Variance
Powerball	\$	6,047,259	\$	17,354,256	\$ 11,306,997	186.98%
Mega Millions	\$	4,668,628	\$	5,131,845	\$ 463,217	9.92%
Megabucks	\$	3,573,130	\$	3,347,638	\$ (225,492)	-6.31%
Lucky for Life	\$	2,232,518	\$	2,367,488	\$ 134,970	6.05%
Cash POP	\$	2,077,754	\$	1,940,234	\$ (137,520)	-6.62%
Pick 3	\$	1,963,987	\$	1,880,992	\$ (82,995)	-4.23%
Pick 4	\$	1,576,118	\$	1,460,150	\$ (115,968)	-7.36%
Lotto America	\$	758,437	\$	730,318	\$ (28,119)	-3.71%
Gimme5	\$	393,475	\$	418,793	\$ 25,318	6.43%
Total Draw Sales	\$	23,291,306	\$	34,631,714	\$ 11,340,408	48.69%

Fast Play	\$	7,150,885	\$	7,379,886	\$229,001	3.20%
------------------	-----------	------------------	-----------	------------------	------------------	--------------

Instant

Price Point		FY 25		FY 26	Variance	% Variance
\$1	\$	1,553,289	\$	1,469,234	\$ (84,055)	-5.41%
\$2	\$	4,188,766	\$	3,731,654	\$ (457,112)	-10.91%
\$3	\$	6,214,833	\$	6,424,761	\$ 209,928	3.38%
\$5	\$	26,081,380	\$	26,057,400	\$ (23,980)	-0.09%
\$10	\$	27,463,210	\$	31,803,940	\$ 4,340,730	15.81%
\$20	\$	9,327,280	\$	9,212,860	\$ (114,420)	-1.23%
\$25	\$	23,975,630	\$	17,756,070	\$ (6,219,560)	-25.94%
\$30	\$	17,751,000	\$	17,756,070	\$ 5,070	0.03%
Total Instants	\$	116,555,388	\$	114,211,989	\$ (2,343,399)	-2.01%

Total Combined	\$	146,997,579	\$	156,223,589	\$ 9,226,010	6.28%
-----------------------	-----------	--------------------	-----------	--------------------	---------------------	--------------

LOTTERY PROFIT TRANSFER TO GENERAL FUND - FY 2026

	Current Fiscal Year Performance					Past Fiscal Years' Performance			
	Budget	Actual	Variance	Variance		Actual	Actual	Actual	Actual
	<u>FY26</u>	<u>FY26</u>	<u>Dollars</u>	<u>%</u>		<u>FY25</u>	<u>FY24</u>	<u>FY23</u>	<u>FY22</u>
July	\$ 5,538,462	\$ 6,016,449	\$ 477,987	8.63%		\$ 5,692,839	\$ 9,806,382	\$ 9,717,486	\$ 6,947,748
August	\$ 6,923,077	\$ 9,544,880	\$ 2,621,803	37.87%		\$ 7,102,466	\$ 5,183,984	\$ 4,164,540	\$ 5,512,697
September	\$ 5,538,462	\$ 8,453,617	\$ 2,915,155	52.63%		\$ 5,728,269	\$ 6,731,498	\$ 3,493,085	\$ 4,726,583
October	\$ 5,538,462	\$ 6,251,257	\$ 712,795	12.87%		\$ 5,799,518	\$ 1,967,191	\$ 6,675,164	\$ 7,001,996
November	\$ 6,923,077	\$ -				\$ 6,447,169	\$ 5,635,499	\$ 7,184,011	\$ 4,207,005
December	\$ 5,538,462	\$ -				\$ 7,648,330	\$ 10,519,423	\$ 7,138,319	\$ 7,560,351
January	\$ 6,923,077	\$ -				\$ 5,315,713	\$ 13,908,262	\$ 6,858,726	\$ 5,233,306
February	\$ 5,538,462	\$ -				\$ 6,508,073	\$ 5,390,259	\$ 4,162,612	\$ 4,065,525
March	\$ 5,538,462	\$ -				\$ 8,207,370	\$ 10,132,468	\$ 5,356,396	\$ 8,336,659
April	\$ 5,538,462	\$ -				\$ 5,749,618	\$ 7,503,463	\$ 5,635,410	\$ 7,114,263
May	\$ 6,923,077	\$ -				\$ 7,614,224	\$ 5,177,697	\$ 6,231,137	\$ 5,612,671
June	<u>\$ 5,538,458</u>	<u>\$ -</u>				<u>\$ 7,399,746</u>	<u>\$ 6,717,158</u>	<u>\$ 5,467,786</u>	<u>\$ 5,005,102</u>
Current FY YTD	\$ 23,538,463	\$ 30,266,203	\$ 6,727,740	28.58%		\$79,213,334	\$ 88,673,283	\$ 72,084,673	\$ 71,323,906
Budget	\$ 72,000,000								
		FY25	Variance	%					
		YTD Profit	Dollars	Variance					
YOY Comparison		\$ 24,323,092	\$ 5,943,111	24.43%					
Projected	\$ 98,568,341								

PROFIT TRANSFER TO OUTDOOR HERITAGE FUND - FY 2026

	Current Fiscal Year Performance					Past Fiscal Years' Performance			
	Budget	Actual	Variance	Variance		Actual	Actual	Actual	Actual
	FY26	FY26	Dollars	%		FY25	FY24	FY23	FY22
July	\$ 61,538	\$ 37,289	\$ (24,249)	-39.40%		\$ 42,125	\$ 153,382	\$ 89,099	\$ 31,025
August	\$ 76,923	\$ 34,106	\$ (42,817)	-55.66%		\$ 33,059	\$ 125,007	\$ 106,400	\$ 15,870
September	\$ 61,538	\$ 26,544	\$ (34,994)	-56.87%		\$ 28,075	\$ 193,218	\$ 96,902	\$ 204,657
October	\$ 61,538	\$ 95,111	\$ 33,573	54.56%		\$ (7,691)	\$ 80,969	\$ 159,481	\$ 39,081
November	\$ 76,923	\$ -				\$ 42,048	\$ 80,510	\$ 54,908	\$ 61,385
December	\$ 61,538	\$ -				\$ 36,107	\$ 170,836	\$ 73,814	\$ 82,083
January	\$ 76,923	\$ -				\$ 70,689	\$ 6,751	\$ 60,536	\$ 57,444
February	\$ 61,538	\$ -				\$ 90,699	\$ 100,517	\$ 61,158	\$ 24,591
March	\$ 61,538	\$ -				\$ 94,036	\$ 188,446	\$ 69,357	\$ 49,369
April	\$ 61,538	\$ -				\$ 82,258	\$ 73,441	\$ 85,448	\$ 35,089
May	\$ 76,923	\$ -				\$ 111,311	\$ 66,264	\$ 79,279	\$ 36,210
June	\$ 61,542	\$ -				\$ 53,753	\$ 169,856	\$ 171,189	\$ 105,123
Current FY YTD	\$ 261,537	\$ 193,050	\$ (68,487)	-26.19%		\$ 676,471	\$ 1,409,196	\$ 1,107,570	\$ 741,928
Budget	\$ 800,000								
YOY Comparison		FY25 YTD Profit	Variance Dollars	% Variance					
		\$ 95,569	\$ 97,481	102.00%					
Projected	\$ 1,366,480								

November 18, 2025

New Instant Games for Approval






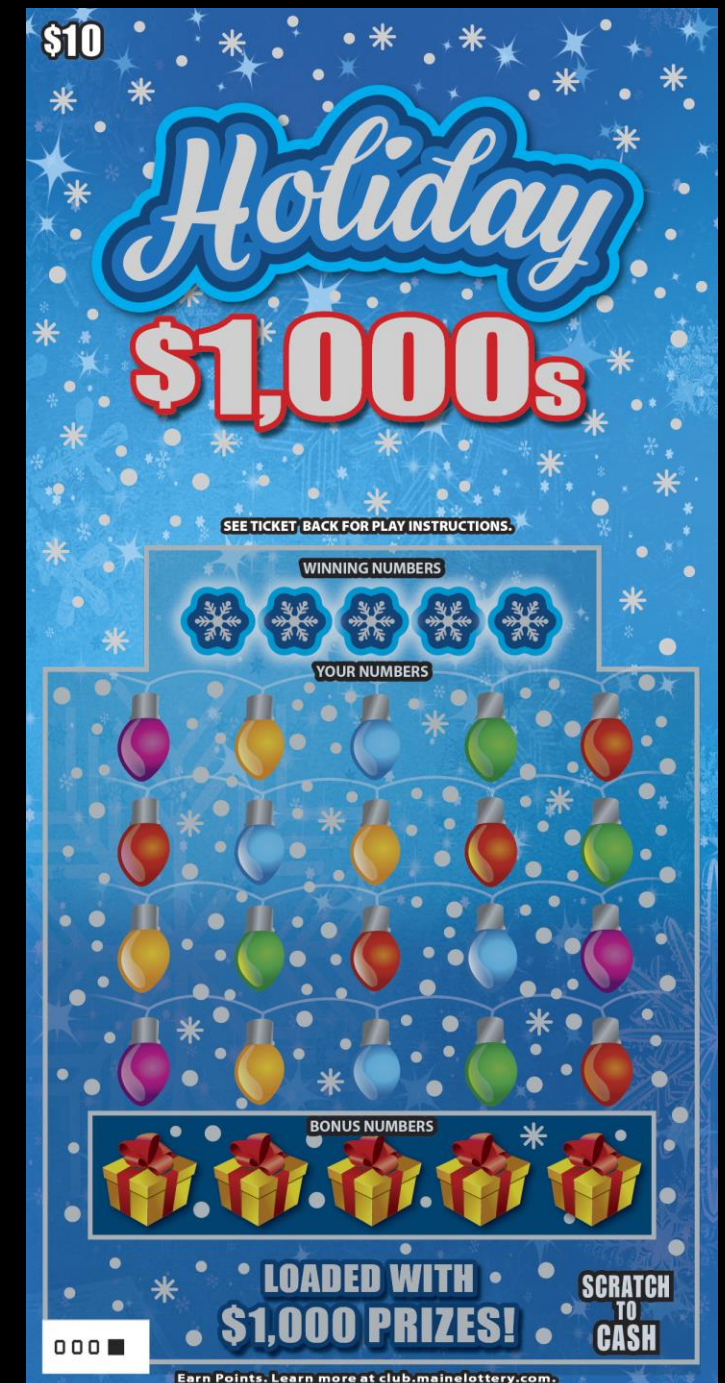
Game Details:

- Game Name: **Holiday \$1,000s**
- Price Point: \$10.00
- Game Number: #703
- Top Prize: \$1,000
- Overall Odds: 3.63
- Quantity: 360,000
- Game Type: Key Number Match
- Special Notes: Will be launched as part of the Holiday game lineup and eligible for the 2025/2026 Secret Santa 2nd Chance Promotion.

RE-ORDER
Due to Demand

To Play:

Match any of YOUR NUMBERS or BONUS NUMBERS to any of the WINNING NUMBERS, win PRIZE shown. Reveal a “” symbol, win DOUBLE the PRIZE shown for that symbol. Reveal a “” symbol, win 5 TIMES the PRIZE shown for that symbol. Reveal a “” symbol, win 10 TIMES the PRIZE shown for that symbol!



Game Details:

- Game Name: **Electric 8s**
- Price Point: \$2.00
- Game Number: #708
- Top Prize: \$8,888
- Overall Odds: 4.22
- Quantity: 840,000
- Game Type: Key Number Match
- Special Notes: Electric/Dynamic theme with a differentiated top prize of \$8,888

To Play:

Match any of YOUR NUMBERS to either of the WINNING NUMBERS, win PRIZE shown for that number. Reveal an “8” symbol, win DOUBLE the PRIZE shown for that symbol!




Game Details:

- Game Name: **Ca\$h Bla\$t**
- Price Point: \$5.00
- Game Number: #709
- Top Prize: \$100,000
- Overall Odds: 3.78
- Quantity: 960,000
- Game Type: Key Symbol Match
- Special Notes: Features multiple bonus spots

To Play:

Scratch all play areas. Reveal 3 like symbols within a GAME, win PRIZE shown for that GAME. Reveal 2 like symbols and a “**5X**” symbol within a GAME, win 5 TIMES the PRIZE shown for that GAME! Each GAME played separately.

CASH \$25 SPOTS: Find a “” symbol in any CASH \$25 SPOT, win \$25 instantly!



